

# LA-PSE-30T2.5G-Y

100M/1000M/2.5G PoE injector IEEE802.3af/at PoE+ 30w  
(Compact Size 121mm x 50mm x 36mm)



## Overview

LA-PSE-30T2.5G-Y is a single port PoE Injector, converts standard 100~240V/AC power into low voltage DC that runs over existing LAN cable to power up IEEE 802.3af/at compliant network accessories, remote powering of wireless LAN (WAN) access points, IP Security cameras, VoIP telephone and other low port density installations. The PoE Mid-spans no need to connect with external power supply and its associated AC/DC power cabling, providing a compact, affordable, safe and reliable power solution over existing Ethernet infrastructure.

## Features

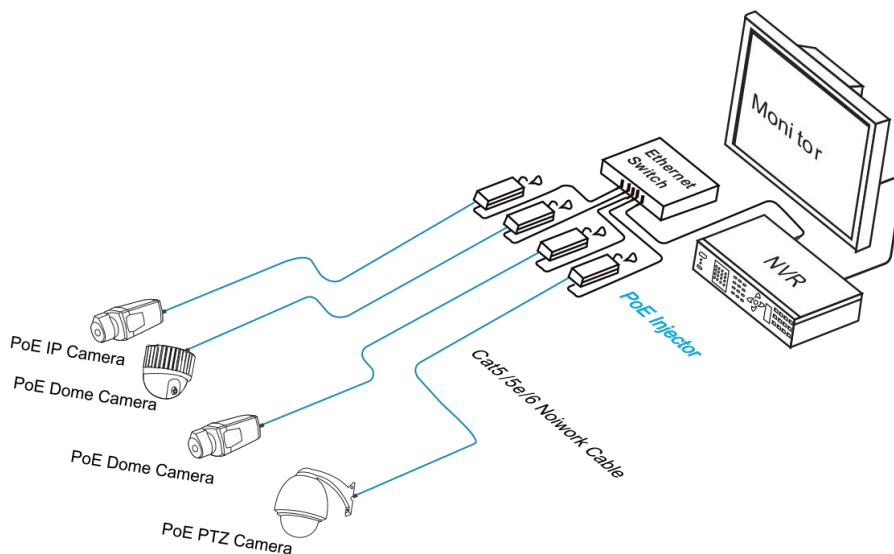
- Up to 30watts of Power on 2-pairs
- Supports 10/100/1000/2.5G Base-T applications
- LED indicators power input and PoE output
- Internal AC/DC converter no need for external power brick
- Easy plug-and-play installation
- Over current, over load, over voltage and anti-interference protection
- Case belt installation hole

## Specifications

Standards Compliance	IEEE 802.3 10Base-T Ethernet IEEE 802.3u 100Base-Tx Fast Ethernet IEEE 802.3ab 1000Base-Tx Gbit/s Ethernet IEEE 802.3bz 2500Base-Tx Gbit/s Ethernet IEEE 802.3af Power over Ethernet IEEE 802.3at Power over Ethernet
Connector	10/100/1000Mbps/2.5G, Shielded RJ45
Indicators	AC Power (Red); PoE (Green)
Pin Assignment and Polarity	1/2(+), 3/6 (-)
Output Power Voltage	DC48V-57V (Default DC54V)
Power	Max. 30Watts
Input Power	AC100~240V, 0.5A, 50/60 Hz
Operating Temperature	0~45°C
Storage Humidity	Maximum 95%, non-condensing
Dimensions (L x W x H)	121mm x 50mm x 36mm
Net Weight	0.2kg

## Application

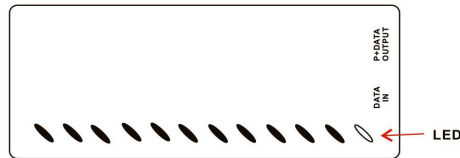
Use PoE Injector with PD to expand your network to where there are no power lines or outlets, where you wish to fix devices such as APs, IP Cameras or IP Phones, etc.



**Steps**

1. Use a CAT5 UTP cable to connect port of Ethernet device to the DATA IN port
2. Connect AC cable with Injector and Socket
3. Connect the PoE OUT port to a PD with CAT5 UTP cable

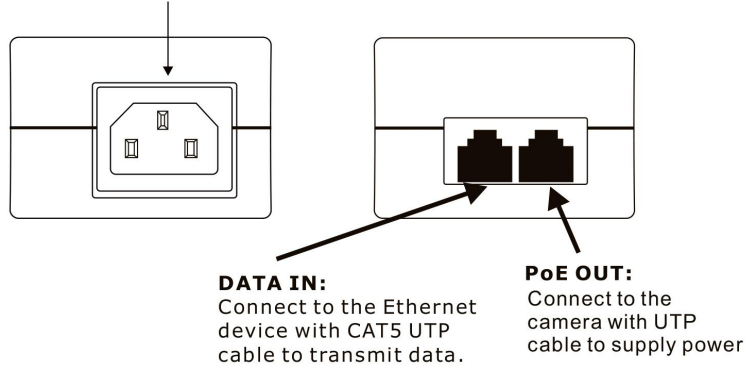
Note: It is recommended to use CAT5E/CAT6 or better Ethernet cables for 2.5 Gigabit networks, as the quality of the cables can affect transmission speed and quality



**LED**

a steady green light indicates that the PoE injector got 100-240V power input  
 a steady red light indicate the terminal equipment under the P+DATA port is powered

AC socket, connect with AC cable .



**Ordering Information**

PART NO	DESCRIPTION
LA-PSE-30T2.5G-Y	2.5G PoE injector IEEE802.3af/at PoE+ 30w



<https://www.lanaotek.com>



Specifications & design are subject to change without prior notice.

For more details, please email to [info@lanaotek.com](mailto:info@lanaotek.com). Copyright©2024 lanaotek.com All Rights Reserved