


LA-SWM3-DC4C10G0848

Managed Switch 48xGE Optical Ports, 4xGE SFP/Base-T Combo, 8x10GE SFP+



Introduction

LA-SWM3-DC4C10G0848 is a new generation of aggregation 10GE switches. It is targeted at the IP MAN (metropolitan area network), campus networks and enterprise networks, developed on the basis of high-performance hardware. It supports multiple services like IPv6, MPLS, VPN and network security based on L2/L3/L4 wire-speed switching service. It also supports nonstop upgrade, continuous forwarding, graceful restarting and redundancy protection.

■ Characteristic

Advanced Hardware Architecture and Industry-Leading Port Intensity

- 1U box-shaped switch with 48 GE ports and 8 10GE ports with high-performance ASIC switch chip;
- 32K MAC and 32K routing items.
- 2KV surge protection.

Innovative Virtual Cluster Switching Technique

- Based on the advanced distribution mechanism and efficient cross-physical link aggregation link function, the logic control plane, service control plane and service data plane are separated. Thus, the device can support continuous layer3 routing forwarding, avoiding service interruption as a result of a single point of failure;

Complete POE Power Supply

- Supports 802.3AF/AT, built-in hot-swap modularized power, built-in dual power, no need for external power supply but with 48-port POE+ power supply;
- Supports continuous POE power supply when the device performs a hot restart;
- Supports power port priority in condition of inadequate power. The higher priority is the priority in power supply;
- Supports thunder proof of POE port as high as 2KV and of the power supply as high as 4KV.

Carrier-level High Reliability

- Based on HPS (Hitless Protection System), the key components such as the power module support dual back-up, hot-swap, seamless switching in the downtime without manual intervention;
- Supports STP/RSTP/MSTP, VRRP protocol, Ethernet ring protection, dual master-slave uplink protection and LACP link aggregation;
- Supports ISSU (In-Service Software Upgrade);
- Supports BFD mechanism;
- Supports Ethernet OAM mechanism, 802.3ah, 802.1ag and ITU-Y.1731;
- High reliability (99.999%): MTTR is 50ms, meeting the requirement of the carrier-level service.

Varied Service Characteristics

- Supports layer2 and layer3 multicast routing protocol, which enable the device can access to IPTV, HD video surveillance and HD video conference;
- Supports layer3 routing protocol and super-large routing table capacity, which enables the device is available in large campus networks, enterprise networks and industry networks;
- Supports layer2 and layer3 MPLS VPN.

Versatile IPv6 Solution

- Supports the IPv6 protocol suite, IPv6 neighbor discovery, ICMPv6, path MTU discovery, DHCPv6, etc;
- Supports Ping, Traceroute, Telnet, SSH, ACL based on IPv6;
- Supports MLD, MLD Snooping, IPv6 static routing, RIPng, OSPFv3 and BGP4+, etc;
- Supports IPv6 tunnel: manual tunnel, automatic tunnel, GRE tunnel, 6to4 tunnel, ISATAP;
- Supports IPv4 transiting to IPv6: IPv6 manual tunnel, automatic tunnel, 6 to 4 tunnel, ISATAP tunnel

Complete Security Mechanism

- Equipment-Level Security: The advanced hardware infrastructure design realizes the level-based packet schedule and packet protection, prevents DoS-/TCP-related SYN Flood, UDP Flood, Broadcast Storm or large traffic attacks, and supports level-based command line protection, endowing different levels of users with different management permissions;
- Security Authentication Mechanism: IEEE 802.1x, Radius;
- Enhanced Service Security Mechanism: supports the plaintext or MD5 authentication of relevant routing protocol, URPF, deep inspection of hardware packet, control packet and data packet and filtering technology.

Innovative Energy-saving Design

- Intelligent power management: The power system supports real-time monitoring the device and the slow-start. It is also power-saving;
- Intelligent fan management system: The fan system supports automatic speed regulation, which efficiently slow the fan speed and mitigate the noise;
- Comply with the international standard IEEE 802.3az.

Specification

PART NO	LA-SWM3-DC4C10G0848
Backplane	256Gbps
Forwarding	192Mpps
MAC table	32K
Ports	48 GE optical ports + 4 GE SFP/Base-T combo + 8 10GE optical ports
POE/POE+	Non-support
Dimensions mm (W×D×H)	442×350×44
Power supply	AC: 100V-240V, 50Hz±10% DC: -36V~-72V (POE doesn't support the DC power supply.) Dual power supply (optional)
Environment	Operating temperature/humidity: 0°C-50°C; 10%-90% non-condensing Storage temperature/humidity: -20°C-70°C; 5%-95% non-condensing
MAC	Static configuration and dynamic MAC learning

	<p>MAC browsing and removal</p> <p>Configurable aging time of the MAC address</p> <p>Limited number of learnable MAC addresses</p> <p>MAC filtration</p> <p>Black-hole MAC list</p>
VLAN	<p>4K 802.1Q VLAN</p> <p>GVRP</p> <p>1:1 VLAN mapping and N:1 VLAN mapping</p> <p>QinQ and flexible QinQ</p> <p>Private VLAN</p> <p>Voice VLAN</p>
STP	<p>802.1D (STP), 802.1W (RSTP) and 802.1S (MSTP)</p> <p>BPDU protection, root protection, and loopback protection</p>
Multicast	<p>IGMP v1/v2/v3</p> <p>IGMP Snooping</p> <p>IGMP Fast Leave</p> <p>Multicast group strategy and quantity limitation</p> <p>Multicast flow copying over VLANs</p> <p>PIM-SM and PIM-DM</p>
IPv4	<p>Static routing, RIP v1/v2, OSPF, BGP</p> <p>Strategy routing</p> <p>Load balance by equivalent routing</p> <p>BFD for OSPF, BGP</p>
IPv6	<p>IPv4/v6 dual stack</p> <p>ICMPv6, DHCPv6, ACLv6 and IPv6 Telnet</p> <p>IPv6 neighbor discovery</p> <p>Path MTU discovery</p> <p>MLD V1/V2</p> <p>MLD snooping</p> <p>IPv6 Static Routing, RIPng, OSPFv3, BGP4+</p> <p>Manual tunnel, ISATAP tunnel, 6-to-4 tunnel</p>
MPLS VPN	<p>LDP protocol</p> <p>MCE</p>
QoS	<p>Flow classification based on L2/L3/L4 protocols</p> <p>CAR rate-limit</p> <p>802.1P/DSCP priority re-labeling</p> <p>SP, WRR, and “SP+WRR”</p> <p>Congestion avoidance mechanisms like Tail-Drop and WRED</p> <p>Flow monitoring and flow shaping</p>
Security features	<p>L2/L3/L4 ACL flow identification and filtration</p> <p>DDoS attack prevention, TCP-SYN/UDP/ARP Flood attack prevention</p> <p>Broadcast/multicast/unknown unicast storm-control</p> <p>Port isolation</p>




	Port security, and “IP+MAC+port” binding DHCP snooping and DHCP option 82 DAI, IP source guard IEEE 802.1x authentication, multiple-user authentication, guest vlan Radius URPF Multiple user privilege
Reliability	Power 1+1 backup 802.3ad Static/LACP link aggregation EAPS G.8032 ERPS VRRP GR for OSPF and BGP BFD for OSPF and BGP ISSU
Management	Console, Telnet, SSH 1.0/2.0 HTTP, HTTPS SNMP v1/v2/v3 TFTP, FTP, SFTP RMON Syslog sFLOW NTP SPAN/RSPAN
Energy saving	IEEE 802.3az

■ Ordering Information

PART NO	DESCRIPTION
LA-SWM3-DC4C10G0848	Ethernet routing switch with 48 gigabit optical ports, 4 gigabit SFP/Base-T combo ports and 8 10GE optical ports (1 Mini USB console port, 48 100M/1000M auto-adaptation SFP ports, 4 gigabit SFP/Base-T combo ports, 8 GE/10GE auto-adaptation SFP+ ports; the standard hot-swap AC220V power supply, the expanded dual power supply; the cooling fan, 1U, standard 19-inch rack-mounted installation)

Series Non-POE Power Modules

PART NO	PICTURE	DESCRIPTION
PWR-150-AC		Non-POE Hot-swap AC Power (Max Power 150W, AC100~240V input, the isolated cooling fan)

PWR-150-DC		Non-POE Hot-swap DC Power (Max Power 150W, DC-36V ~ -72V input, the isolated cooling fan)
POE Power Modules		
POE-500-AC		POE Hot-swap AC Power (Max Power 500W, POE 370W, AC100~240V input, the isolated cooling fan)
POE-1100-AC		POE Hot-swap AC Power (Max Power 1100W, POE 720W, AC100~240V input, the isolated cooling fan)

GE Optical Modules	
PART NO	DESCRIPTION
GSFP-TX-B	GE SFP-to-RJ45 module
GSFP-SX-D	GE SFP multi-mode (500m, 850nm, LC, DDM)
GSFP-LX-10-D	GE SFP single-mode (10Km, 1310nm, LC, DDM)
GSFP-LX-20-D	GE SFP single-mode (20Km, 1310nm, LC, DDM)
GSFP-LX-40-D	GE SFP single-mode (40Km, 1310nm, LC, DDM)
GSFP-ZX-80-D	GE SFP single-mode (80Km, 1550nm, LC, DDM)
GSFP-LX-SM1310-10-BIDI	GE SFP single-mode, single-core bidirectional (10Km, TX1310/RX1550, LC, DDM)
GSFP-LX-SM1550-10-BIDI	GE SFP single-mode, single-core bidirectional (10Km, TX1550/RX1310, LC, DDM)
GSFP-LX-SM1310-20-BIDI	GE SFP single-mode, single-core bidirectional (20Km, TX1310/RX1550, LC, DDM)
GSFP-LX-SM1550-20-BIDI	GE SFP single-mode, single-core bidirectional (20Km, TX1550/RX1310, LC, DDM)
GSFP-LX-SM1310-40-BIDI	GE SFP single-mode, single-core bidirectional (40Km, TX1310/RX1550, LC, DDM)
GSFP-LX-SM1550-40-BIDI-1310	GE SFP single-mode, single-core bidirectional (40Km, TX1550/RX1310, LC, DDM)
GSFP-LX-SM1490-80-BIDI	GE SFP single-mode, single-core bidirectional (80Km, TX1490/RX1550, LC, DDM)
GSFP-LX-SM1550-80-BIDI	GE SFP single-mode, single-core bidirectional (80Km, TX1550/RX1490, LC, DDM)
GSFP-LX-SM1490-120	GE SFP single mode, single-core bidirectional (120Km, TX1490/RX1550, LC, DDM)
GSFP-LX-SM1550-120	GE SFP single mode, single-core bidirectional (120Km, TX1550/RX1490, LC, DDM)
10GE Optical Modules	
SFP+SX	10GE SFP+ multi-mode (300m, 850nm, LC)
SFP+LX-10	10GE SFP+ single-mode (10Km, 1310nm, LC, DDM)
SFP+LX-20	10GE SFP+ single-mode (20Km, 1310nm, LC, DDM)
SFP+LX-40	10GE SFP+ single-mode (40Km, 1550nm, LC, DDM)
SFP+LX-80	10GE SFP+ single-mode (80Km, 1550nm, LC, DDM)
SFP+LX-SM-1270-10	10GE SFP+ single-mode, single-core bidirectional (10Km, TX1270/RX1330, LC, DDM)
SFP+LX-SM-1330-10	10GE SFP+ single-mode, single-core bidirectional (10Km, TX1330/RX1270, LC, DDM)
SFP+LX-SM-1270-20	10GE SFP+ single-mode, single-core bidirectional (20Km, TX1270/RX1330, LC, DDM)
SFP+LX-SM-1330-20	10GE SFP+ single-mode, single-core bidirectional (20Km, TX1330/RX1270, LC, DDM)

	10GE SFP+ single-mode, single-core bidirectional (20Km, TX1330/RX1270, LC, DDM)
SFP+LX-SM-1270-40	10GE SFP+ single-mode, single-core bidirectional (40Km, TX1270/RX1330, LC, DDM)
SFP+LX-SM-1330-40	10GE SFP+ single-mode, single-core bidirectional (40Km, TX1330/RX1270, LC, DDM)